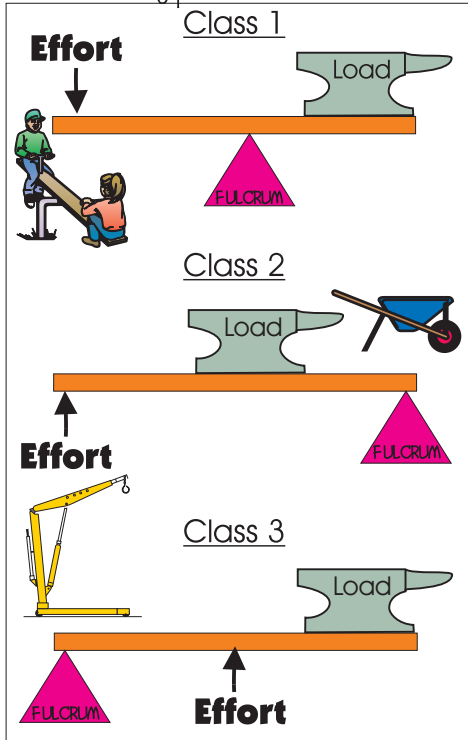
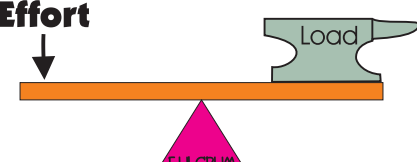


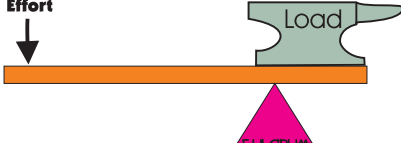
Types of Levers



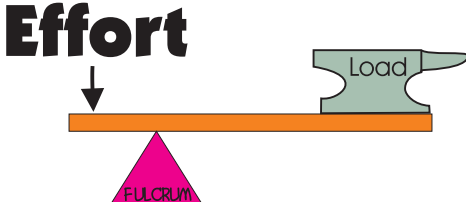
Levers can be used to create mechanical advantage



When the fulcrum is located at the centre of the lever, the effort must equal the load.



When the fulcrum is located closer to the load end of the lever, less force is required.



When the fulcrum is located closer to the effort end of the lever, more force is required.

